

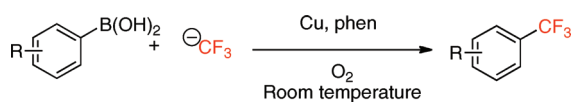
Room Temperature Aryl Trifluoromethylation via Copper-Mediated Oxidative Cross-Coupling

Todd D. Senecal, Andrew T. Parsons, and
Stephen L. Buchwald*

Department of Chemistry, Massachusetts Institute of
Technology, Room 18-490, Cambridge, Massachusetts 02139,
United States

sbuchwal@mit.edu

Received November 29, 2010



A method for the room temperature copper-mediated trifluoromethylation of aryl and heteroaryl boronic acids has been developed. This protocol is amenable to normal benchtop setup and reactions typically require only 1–4 h. Proceeding under mild conditions, the method tolerates a range of functional groups, allowing access to a variety of trifluoromethylarenes.

The development of methods for the construction of organofluorine compounds is of great importance due to the presence of fluorine in 20% of pharmaceuticals and 30% of agrochemicals that are currently on the market.¹ In particular, the benzotrifluoride group is present in several top-selling pharmaceuticals, including Januvia (Sitagliptin), Celebrex (Celecoxib), Prozac (Fluoxetine), and Avodart (Dutasteride). While trifluoromethyl groups possess many desirable characteristics such as electron-withdrawing character, high lipophilicity, and excellent metabolic stability,² their installation is often far from routine.

Traditionally, benzotrifluorides are formed through treatment of benzotrichlorides with HF and/or metal fluorides such as SbF₅ (Swarts reaction),³ conditions that are typically unsuitable for functionalized late-stage intermediates. Transition metal-mediated cross-coupling offers the potential for mild conditions. Nevertheless, progress has been hampered by the inherent instability of the trifluoromethyl anion⁴ and reluctance

of the metal center to undergo reductive elimination to afford trifluoromethylarenes.⁵ Despite these challenges, recent reports from Grushin,^{6a} Sanford,^{6b,c} Yu,⁷ and our own group⁸ have demonstrated the use of Pd catalysts for the trifluoromethylation of aromatic substrates. While these represent important achievements in trifluoromethylarene synthesis, significant limitations of these Pd-based methods remain (e.g., generality, user friendliness, cost). Thus we decided to also investigate copper-mediated processes.

While there are few reports of palladium-mediated trifluoromethylation protocols, copper-mediated processes have been studied extensively. Pioneering investigations by Burton shed light on the instability and complexity of [Cu-CF₃].⁹ Matsui's use of trifluoroacetate salts¹⁰ and Chen's methyl fluorosulfonyldifluoroacetate¹¹ have been shown to be attractive sources of trifluoromethyl anion for copper-mediated couplings with aryl iodides. Schlosser's trifluoromethylation of pyridine iodides proceeds at room temperature, but to date its substrate scope is narrow.¹² Vicić illustrated the ability of ligands to stabilize [Cu-CF₃].¹³ This concept was further expanded upon in an important paper by Amii that disclosed the first copper-catalyzed trifluoromethylation process of aryl iodides.¹⁴ As is the case with many copper-based cross-coupling reactions, these techniques are applicable to aryl iodides or activated aryl bromides, providing complementary reactivity to palladium-based systems. While substantial progress has been made, the development of alternate copper-mediated trifluoromethylations remains an attractive goal.

Recently, Qing reported a method for the copper-mediated oxidative trifluoromethylation of alkynes.¹⁵ Analogous to this transformation, we postulated that a copper-mediated oxidative coupling could be used to access benzotrifluorides. One of the most notable copper-promoted oxidative couplings is the Chan–Lam reaction,¹⁶ where an aryl boronic acid is coupled with an amine or alcohol, typically at room temperature. The mild conditions of a Chan–Lam-type coupling would be an advantage relative to those employed in the methods currently available for benzotrifluoride synthesis. Due to its potential utility, we began investigating the development of a system for the room temperature oxidative trifluoromethylation of aryl boronic acids (Figure 1).

During the preparation of this manuscript, Qing described the first oxidative trifluoromethylation of aryl and vinyl boronic acids to afford the C_{sp²}-CF₃ products in high yields.¹⁷

(1) Müller, K.; Faeh, C.; Diederich, F. *Science* **2007**, *317*, 1881.
(2) Yamazaki, T.; Taguchi, T.; Ojima, I. In *Fluorine in Medicinal Chemistry and Chemical Biology*; Ojima, I., Ed.; Wiley-Blackwell: Chichester, Great Britain, 2009; pp 3–46.
(3) Swarts, F. *Bull. Acad. R. Belg.* **1892**, *24*, 309.
(4) McClinton, M. A.; McClinton, D. A. *Tetrahedron* **1992**, *48*, 6555.
(5) Hughes, R. P. *Adv. Organomet. Chem.* **1990**, *31*, 183.
(6) (a) Grushin, V. V.; Marshall, W. J. *J. Am. Chem. Soc.* **2006**, *128*, 12644. (b) Ball, N. D.; Kampf, J. W.; Sanford, M. S. *J. Am. Chem. Soc.* **2010**, *132*, 2878. (c) Ye, Y.; Ball, N. D.; Kampf, J. W.; Sanford, M. S. *J. Am. Chem. Soc.* **2010**, *132*, 14682.

(7) Wang, X.; Truesdale, L.; Yu, J.-Q. *J. Am. Chem. Soc.* **2010**, *132*, 3648.
(8) Cho, E. J.; Senecal, T. D.; Kinzel, T.; Zhang, Y.; Watson, D. A.; Buchwald, S. L. *Science* **2010**, *328*, 1679.
(9) Wiemers, D. M.; Burton, D. J. *J. Am. Chem. Soc.* **1986**, *108*, 832.
(10) Matsui, K.; Tobita, E.; Ando, M.; Kondo, K. *Chem. Lett.* **1981**, 1719.
(11) Chen, Q. Y.; Wu, S. W. *J. Chem. Soc., Chem. Commun.* **1989**, 705.
(12) Cottet, F.; Schlosser, M. *Eur. J. Org. Chem.* **2002**, 327.
(13) (a) Dubinina, G. G.; Furutachi, H.; Vicić, D. A. *J. Am. Chem. Soc.* **2008**, *130*, 8600. (b) Dubinina, G. G.; Ogikubo, J.; Vicić, D. A. *Organometallics* **2008**, *27*, 6233.
(14) Oishi, M.; Kondo, H.; Amii, H. *Chem. Commun.* **2009**, 1909.
(15) Chu, L.; Qing, F.-L. *J. Am. Chem. Soc.* **2010**, *132*, 7262.
(16) (a) Chan, D. M. T.; Monaco, K. L.; Wang, R.-P.; Winters, M. P. *Tetrahedron Lett.* **1998**, *39*, 2933. (b) Evans, D. A.; Katz, J. L.; West, T. R. *Tetrahedron Lett.* **1998**, *39*, 2937. (c) Lam, P. Y. S.; Clark, C. G.; Saubern, S.; Adams, J.; Winters, M. P.; Chan, D. M. T.; Combs, A. *Tetrahedron Lett.* **1998**, *39*, 2941.
(17) Chu, L.; Qing, F.-L. *Org. Lett.* **2010**, *12*, 5060.

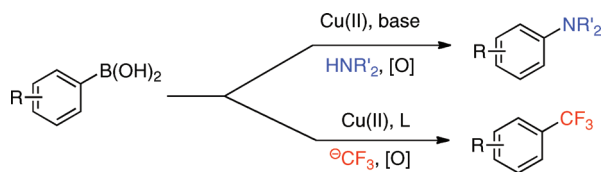


FIGURE 1. Chan–Lam coupling (top) and proposed oxidative aryl trifluoromethylation (bottom).

TABLE 1. Optimization of the Copper-Mediated Oxidative Trifluoromethylation of Aryl Boronic Acids^{a,b}

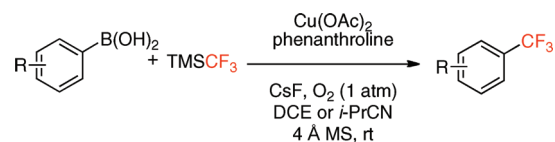
entry	Cu source	ligand	atmosphere	yield (%)		
				1	2a	3
1	Cu(OAc) ₂	NEt ₃ ^c	air	42	5	0
2	Cu(OAc) ₂	1,10-phen	air	24	45	0
3	Cu(OAc) ₂	1,10-phen	O ₂	1	71	5
4	CuCl ₂	1,10-phen	O ₂	1	24	32
5 ^d	Cu(OAc) ₂	1,10-phen	O ₂	58	21	0
6	Cu(OAc) ₂	1,10-phen	N ₂	30	20	0
7	none	1,10-phen	O ₂	5	0	0
8 ^e	Cu(OAc) ₂	1,10-phen	O ₂	7	60	4
9 ^f	Cu(OAc) ₂	1,10-phen	O ₂	34	11	2
10 ^g	Cu(OAc) ₂	1,10-phen	O ₂	0	67 ^h	0

^aReaction conditions: ArB(OH)₂ (1 mmol), Cu(OAc)₂ (1 mmol), ligand (1.1 mmol), TMSCF₃ (2 mmol), CsF (2 mmol), 4 Å mol sieves (250 mg), 5 mL of 1,2-dichloroethane (DCE), 1 atm of air, O₂, or N₂.
^bYields determined by gas chromatography with dodecane as an internal standard. ^c2.2 equiv. ^dT = 60 °C. ^eNo 4 Å mol sieves. ^fNo 4 Å mol sieves, 5 equiv of H₂O. ^gSolvent = *i*-PrCN. ^hBenchtop setup, isolated yield, average of 2 runs.

While a notable achievement, this method requires use of a nitrogen-filled glovebox, highly air-sensitive [Cu(OTf)]₂·C₆H₆, 5 equiv of trifluoromethyltrimethylsilane (TMSCF₃), the slow addition of the boronic acid substrate, and use of superstoichiometric quantities of Ag₂CO₃ as the reoxidant. Herein, we report a complementary method for the oxidative trifluoromethylation of aryl and heteroaryl boronic acids that ameliorates many of these limitations and provides a useful means to prepare benzotrifluorides.

We commenced our studies by examining the trifluoromethylation of 4-phenoxyphenylboronic acid under typical Chan–Lam-type conditions. Using 1 equiv of Cu(OAc)₂, 2.2 equiv of NEt₃, and TMSCF₃ as the trifluoromethylating reagent in an atmosphere of air, 5% of benzotrifluoride product was observed (Table 1, entry 1). In accord with a bevy of literature precedent for copper-mediated aryl trifluoromethylation reactions,^{14,15,17} addition of 1,10-phenanthroline as a ligand substantially increased the yield of **2a** to 45% (Table 1, entry 2). In addition to the desired product, a significant amount of arene **1** (24%), via protodeboronation, was formed. Switching to an atmosphere of dry oxygen resulted in substantially less arene formation (1%) and increased the yield of the desired product to 71% (Table 1, entry 3). The use of oxygen as the stoichiometric reoxidant has obvious advantages in terms of efficiency and cost relative to the use of Ag₂CO₃. An examination of different

TABLE 2. Oxidative Trifluoromethylation of Aryl and Heteroaryl Boronic Acids^{a,b}



<i>i</i> -PrCN, 3 h 2b : 68%	<i>i</i> -PrCN, 3 h 2c : 67%	<i>i</i> -PrCN, 2 h 2d : 60%
<i>i</i> -PrCN, 1 h 2e : 46%	<i>i</i> -PrCN, 3 h 2f : 58%	<i>i</i> -PrCN, 3 h 2g : 55%
<i>i</i> -PrCN, 3 h 2h : 54%	<i>i</i> -PrCN, 3 h 2i : 34%	<i>i</i> -PrCN, 4 h 2j : 44% (68%) ^c
DCE, 3 h 2k : 48%	DCE, 1 h 2l : 64%	DCE, 1 h 2m : 45%
DCE, 1 h 2n : 61%	DCE, 4 h 2o : 53%	<i>i</i> -PrCN, 3 h 2p : 38% (61%) ^c

^aReaction conditions: ArB(OH)₂ (1 mmol), Cu(OAc)₂ (1 mmol), 1,10-phenanthroline (1.1 mmol), TMSCF₃ (2 mmol), CsF (2 mmol), 4 Å mol sieves (250 mg/mmol ArB(OH)₂), solvent (5 mL/mmol ArB(OH)₂). ^bIsolated yields; average of 2 runs. ^c¹⁹F NMR yield, average of 2 runs with DCE as the solvent; chromatographically inseparable from 5% to 10% aryl chloride byproduct.

copper sources revealed that the use of Cu halides resulted in the formation of significant quantities of aryl halide byproduct **3** (Table 1, entry 4). Even when using a copper source without a halide counterion [e.g., Cu(OAc)₂], a 5% yield of aryl chloride was still observed, presumably due to halide transfer from the dichloroethane solvent. As the separation of aryl chloride byproduct from the desired trifluoromethylarenes was problematic, we explored the use of a variety of nonchlorinated solvents. Of these, isobutyronitrile (*i*-PrCN) proved best, providing a 67% yield of benzotrifluoride product with no observed products of protodeboronation or chlorination (Table 1, entry 10).¹⁸

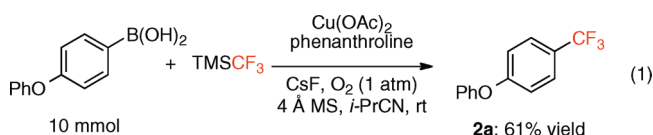
With optimal conditions in hand, we investigated the scope of this transformation (Table 2). Electron-rich and -deficient aryl boronic acids can be trifluoromethylated in moderate to

(18) Under all conditions examined, no ArCF₂CF₃ products were observed.

good yields on both 1 mmol (Table 2) and 10 mmol scales (eq 1). Arenes bearing substitution in the *ortho* position (**2d**, **2e**, **2f**, **2n**, **2o**) are typically difficult substrates for copper-mediated cross-coupling processes.¹⁹ Thus, we were pleased that these substrates provided the corresponding trifluoromethyl arenes in good yield. We note that in some cases (**2e**), biaryl formation via oxidative homocoupling of the aryl boronic acids is seen as a byproduct.

Five- and six-membered heteroaryl boronic acids can also be trifluoromethylated. Whereas unprotected indoles gave poor results,²⁰ both *N*-methyl (**2j**) and *N*-Boc (**2n**) indoles were competent substrates. It should be noted that since five-membered heteroaryl boronic acids substituted at the 2-position are more prone to protodeboronation,²¹ ~10–20% heteroarene is also observed.

In contrast to other methods for benzotrifluoride synthesis, the mild conditions of this method provide a high level of functional group tolerance. While aromatic iodides are not compatible with the method, boronic acids bearing chloro (**2c**) or bromo (**2d**) groups are acceptable substrates, providing convenient handles for subsequent functionalization processes. Substrates containing aldehydes or ketones are problematic for many trifluoromethylation methods. This is due to their tendency to undergo competitive 1,2-addition of the trifluoromethyl anion to yield α -trifluoromethyl alcohols.²² While substrates bearing aldehyde moieties were not viable for our method, a boronic acid bearing a methyl ketone chemoselectively provided the trifluoromethylarene (**2f**). Although silyl protecting groups are ubiquitous in organic synthesis, high reaction temperatures in conjunction with fluoride activators have prevented their use in trifluoromethylation chemistry. The mild conditions of our method allow for the efficient trifluoromethylation of boronic acids containing a *tert*-butyldimethylsilyl-protected phenol (**2g**) and an *N*-triisopropylsilyl-protected pyrrole (**2k**).



In summary, we have developed a room temperature method for the oxidative trifluoromethylation of aryl and heteroaryl boronic acids. The mild reaction conditions allow for high functional group compatibility previously unseen in trifluoromethylation chemistry. Moreover, the ability to conduct the reaction under typical benchtop conditions and the use of oxygen as the stoichiometric reoxidant will make this method of use to medicinal and academic chemists.

(19) Hassan, J.; Sévignon, M.; Gozzi, C.; Schulz, E.; Lemaire, M. *Chem. Rev.* **2002**, *102*, 1359.

(20) No CF_3H was observed upon oxidative trifluoromethylation of unprotected indole boronic acids, suggesting that protonation of trifluoromethyl anion by the unprotected indole is not responsible for the low yield of product.

(21) Kinzel, T.; Zhang, Y.; Buchwald, S. L. *J. Am. Chem. Soc.* **2010**, *132*, 14073.

(22) Prakash, G. K. S.; Yudin, A. K. *Chem. Rev.* **1997**, *97*, 757.

Experimental Section

General Procedure for the Oxidative Trifluoromethylation of Aryl Boronic Acids. To a test tube equipped with a magnetic stir bar was added 250 mg of 4 Å powdered molecular sieves and cesium fluoride (304 mg, 2.0 mmol, 2.0 equiv). The vessel was sealed with a Teflon-lined septum, evacuated, and flame-dried under vacuum until the sieves were fully activated. The test tube was allowed to cool to room temperature, after which it was backfilled with argon. To a separate vial was added 1,10-phenanthroline (198 mg, 1.1 mmol, 1.1 equiv), copper(II) acetate (181 mg, 1.0 mmol, 1.0 equiv), and aryl boronic acid (1.0 mmol, 1.0 equiv). The vessel was fitted with a Teflon-lined septum and subsequently purged with argon. The contents of the vial containing the copper(II) acetate, 1,10-phenanthroline, and aryl boronic were quickly added to the test tube containing the sieves and cesium fluoride. The test tube containing all solid reagents was then evacuated and backfilled with oxygen gas (via balloon fitted with a syringe and needle)—this sequence was repeated a total of three times. Solvent (5 mL) and TMSCF_3 (0.3 mL, 2.0 mmol, 2.0 equiv) were then added to the reaction tube via syringe, which was then placed under a balloon of O_2 and was stirred vigorously for the specified time. After the reaction was complete, the reaction was filtered through a plug of Celite on silica and eluted with diethyl ether (50 mL). 4-Fluorotoluene (330 μL , 3 mmol) was added as an internal standard, and the yield of the crude reaction was measured via ^{19}F NMR. The solution was then preadsorbed onto silica, dried in vacuo, and purified via silica gel column chromatography to yield the benzotrifluoride product. A representative example is as follows.

1-Phenoxy-4-(trifluoromethyl)benzene (2a). **2a** was obtained by following the general procedure with 214 mg of 4-phenoxyphenylboronic acid and isobutyronitrile as the solvent. The reaction was complete after 1 h of stirring and the product was purified by column chromatography (silica gel, hexanes, visualized with UV and KMnO_4) to yield 1-phenoxy-4-(trifluoromethyl)benzene as a colorless oil. (161 mg, 68%). ^1H NMR (300 MHz, CDCl_3) δ 7.66–7.55 (m, 2H), 7.48–7.36 (m, 2H), 7.25–7.17 (m, 1H), 7.12–7.02 (m, 4H). ^{13}C NMR (75 MHz, CDCl_3) δ 160.7 (q, $J = 1.4$ Hz), 155.9, 130.3, 127.3 (q, $J = 3.7$ Hz), 125.0 (q, $J = 32.7$ Hz), 124.7 (s), 124.4 (q, $J = 269.8$ Hz), 120.2, 118.1. The complexity of ^1H and ^{13}C NMR spectra is due to ^{19}F coupling. ^{19}F NMR (282 MHz, CDCl_3) δ -62.22. IR (neat, cm^{-1}) 3066, 3043, 1618, 1591, 1514, 1491, 1247, 1168, 1123, 1066.

Acknowledgment. We thank the National Institutes of Health for financial support of this project (Grant GM-46059). T.S. thanks EMD Serono and the Martin Family Society of Fellows for Sustainability for graduate fellowships. A.P. is a Ruth L. Kirschstein Postdoctoral Fellow of the National Institutes of Health (Grant 1F32GM093532) for which he is grateful. The 300 MHz NMR instrument used was supported by the National Science Foundation (NSF, Grants CHE-9808061 and DBI-9729592).

Supporting Information Available: Detailed reaction protocols as well as spectral data of all products. This material is available free of charge via the Internet at <http://pubs.acs.org>.

Note Added after ASAP Publication. Reference 6 was incomplete in the version published on 1/14/2011. This was fixed in the version published on 1/28/2011.